


# Modifications



## Modifications:



## Sheet 26

Here you will need to include what modifications you made to which products when you made them. For example why is your packaging final idea different to your made box? Include:

- o Add detailed notes on what changes or improvements you did.
- o Say why you changed things, did it not work if so say why.
- o Include photographs or drawn images.
- o Add evaluations to your modifications, eg: I would not do this stage again because it didn't work well, next time I would do it this way?
- o Add photographs if needed of the finished item on each page.
- o Some examples might be I changed the font so it was more easily read, I changed the size of my board game so it would fit on the laser cutter, I made my packaging bigger than my final design as I needed more space for pieces, etc..

More info: See your revision guide page 38.

Fred Blogs  
Magazine  
Game  
Project



More  
News

